



ಬೃಹತ್ ಬೆಂಗಳೂರು ಮಹಾನಗರ ಪಾಲಿಕೆ  
Bruhat Bengaluru Mahanagara Palike



# BBMP COVID-19 WAR ROOM 22.11.2022



# OVERVIEW OF COVID-19 IN BENGALURU

**CASE TRENDS** ACTIVE CASES **1,421**

<b>Confirmed Cases</b> 24 18,75,882 <sup>#</sup>	<b>Recovered Cases</b> 0 18,57,471 <sup>#</sup>	<b>Death Cases</b> 0 16,990 <sup>#</sup>
--	---	--

**HOSPITALIZATION** **2**

<b>ICU – V</b> -	<b>ICU</b> -	<b>HDU</b> -	<b>General</b> 2
---------------------	-----------------	-----------------	---------------------

INCLUDES GOVT. QUOTA AND PRIVATE WALK-IN HOSPITALIZATION

**VACCINATION** **283** 2,04,89,634<sup>#</sup>

<b>First Dose</b> 40 96,79,119 <sup>#</sup>	<b>Second Dose</b> 51 94,83,157 <sup>#</sup>	<b>Precaution Dose</b> 192 13,27,358 <sup>#</sup>
---	--	---

**TRIAGING**

**MTU**  
3

**Tele Triage**  
17

**ACTIVE CZs**

**0**

**MCZs (< 5 cases)**  
0

**Clusters (> 5 cases)**  
0

**TESTING** **1,148** 3,19,74,960<sup>#</sup>

<b>Positivity : 3.15%</b> <small>*FOR LAST 7 DAYS</small>	<b>RAT</b> 195	<b>RTPCR</b> 953
--	-------------------	---------------------

# : indicates cumulative numbers till date



# ABSTRACT OF COVID-19 SCENARIO IN BENGALURU

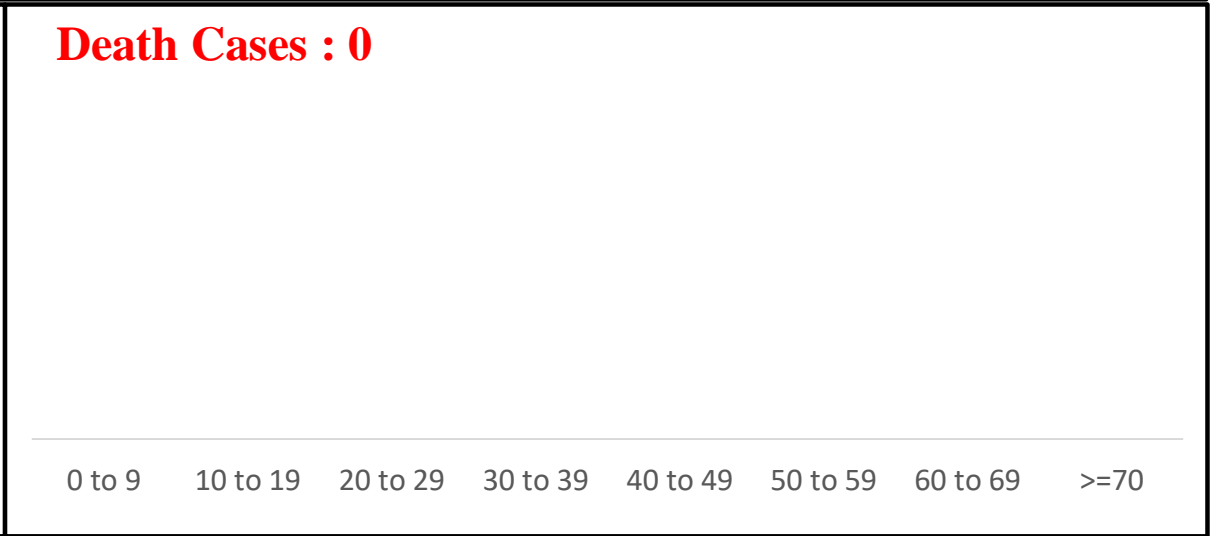

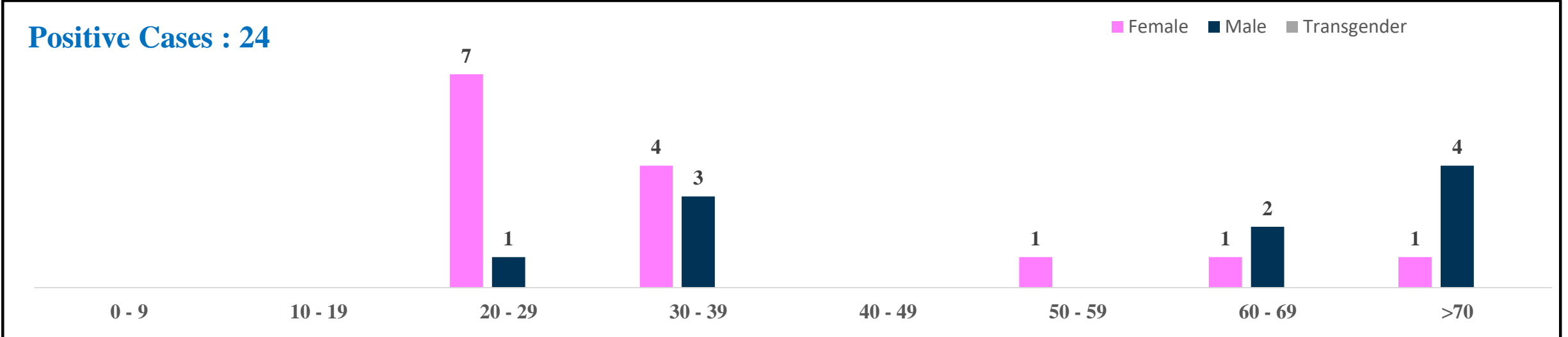


	MALE			FEMALE			TRANSGENDER			TOTAL		
	Last 24 Hours	Last 7 Days	Cumulative	Last 24 Hours	Last 7 Days	Cumulative	Last 24 Hours	Last 7 Days	Cumulative	Last 24 Hours	Last 7 Days	Cumulative
<b>Positive Cases</b>	10	85	11,05,441	14	70	7,69,549	0	0	196	24	155	18,75,882
<b>Recovered Cases</b>	0	119	10,93,638	0	122	7,63,739	0	0	187	0	241	18,57,471
<b>Death Cases</b>	0	0	10,760	0	0	6,226	0	0	4	0	0	16,990
<b>Total Tests Done</b>	<b>In Last 24 hrs. : 1,148</b>			<b>In last 7 days : 7,420</b>			<b>Cumulative : 3,19,74,960</b>					
<b>Vaccine Doses Administered</b>	<b>In Last 24 hrs. : 283</b>			<b>In last 7 days : 4,394</b>			<b>Cumulative : 2,04,89,634</b>					
<b>ACTIVE CASES</b>							<b>1,421</b>					

\*Covid deaths occurred today : 00 | Covid deaths occurred beyond last 24hrs., reported today : 00



# LAST 24 HOURS AGE GROUP AND GENDER WISE DISTRIBUTION

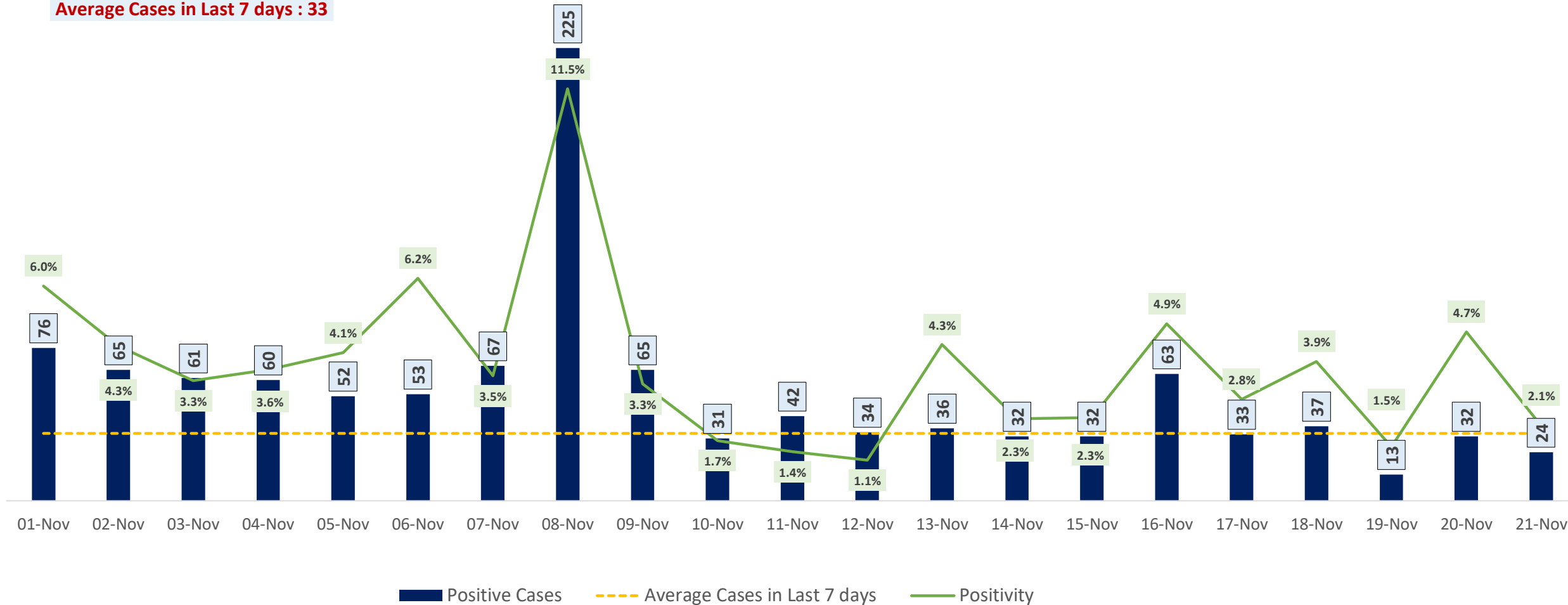




# POSITIVITY RATE OF BENGALURU – LAST 21 DAYS



Average Cases in Last 7 days : 33

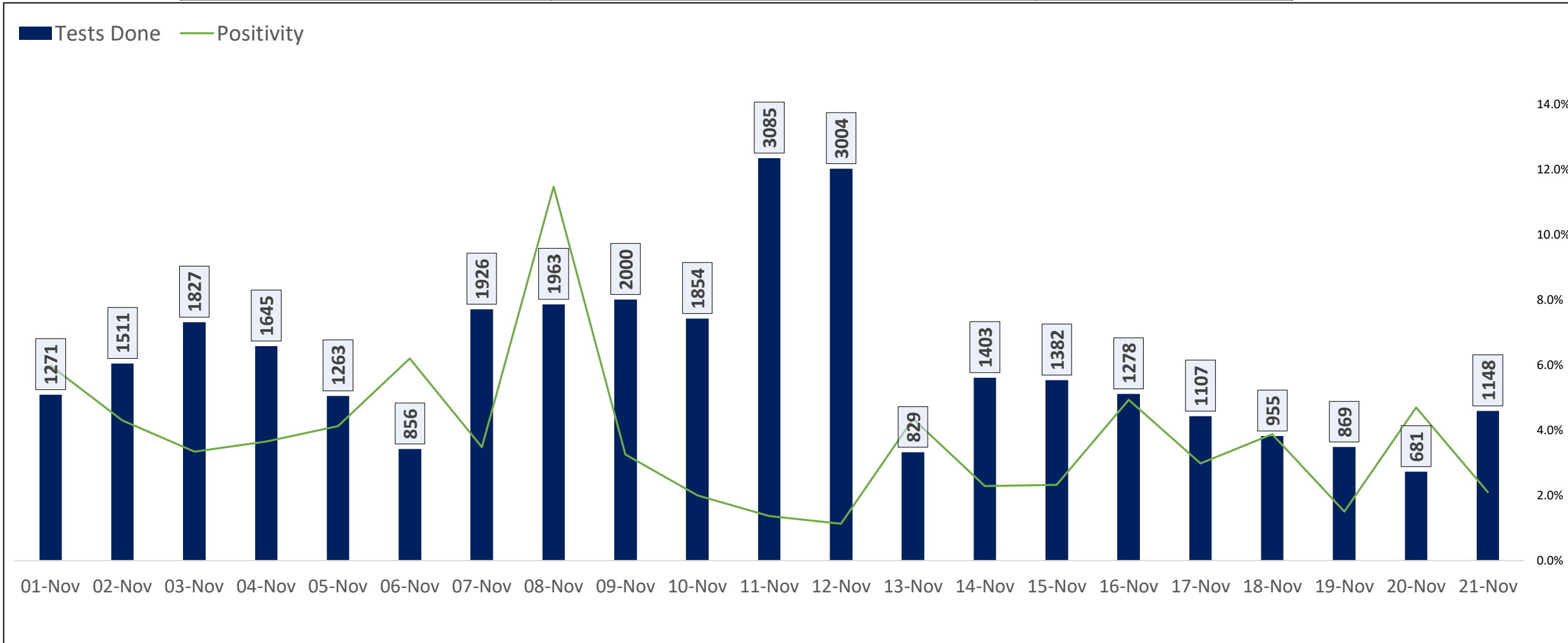




# TESTING TRENDS IN BENGALURU



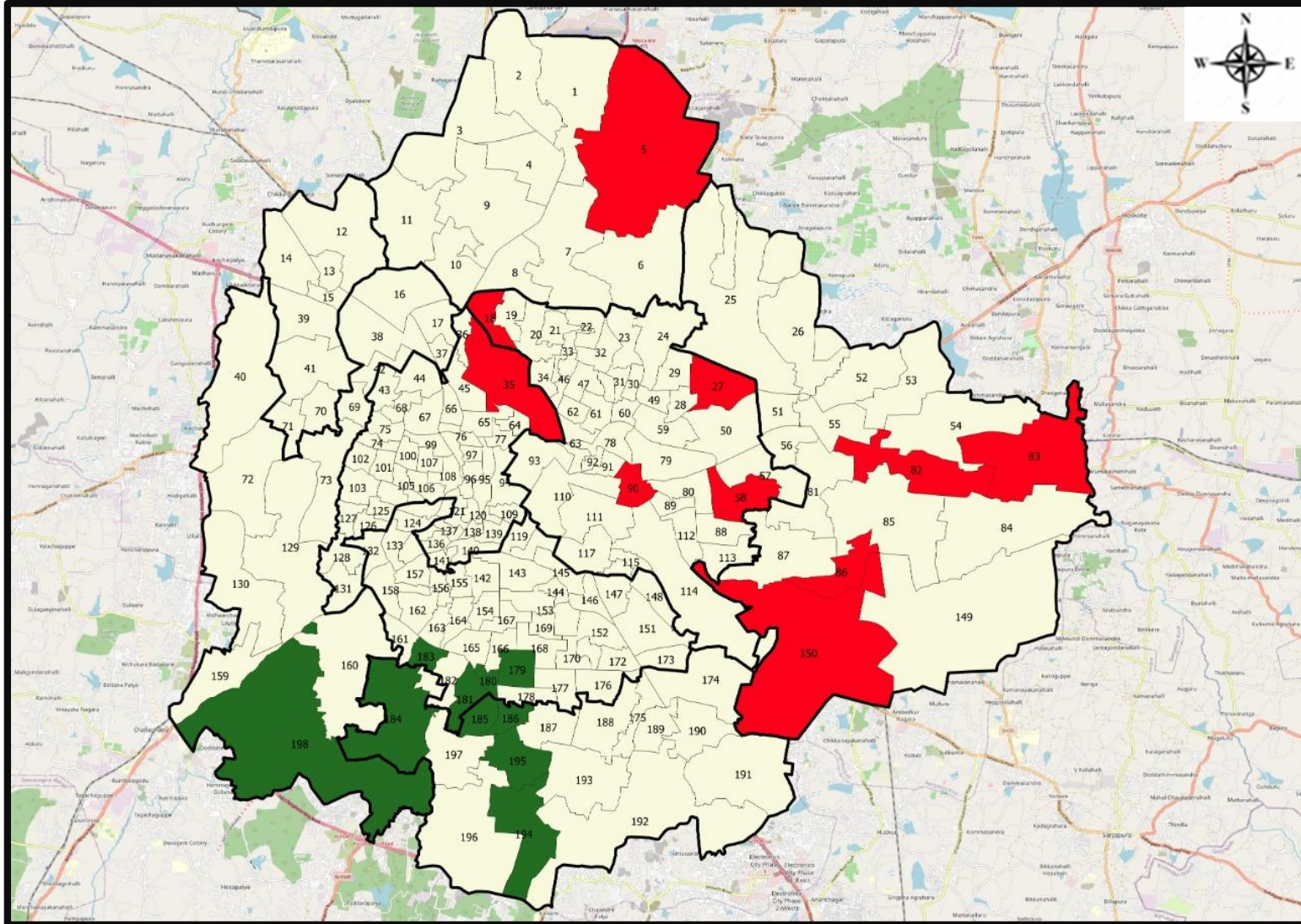
Total Test Conducted Till Date	Test Conducted Last 24 hours	Last 7 Days Average
3,19,74,960	1,148	1,060







# BENGALURU URBAN MAP SHOWING TREND OF POSITIVE CASES IN LAST 7 DAYS



## Top 10 wards reporting highest number of positive cases in last 10 days

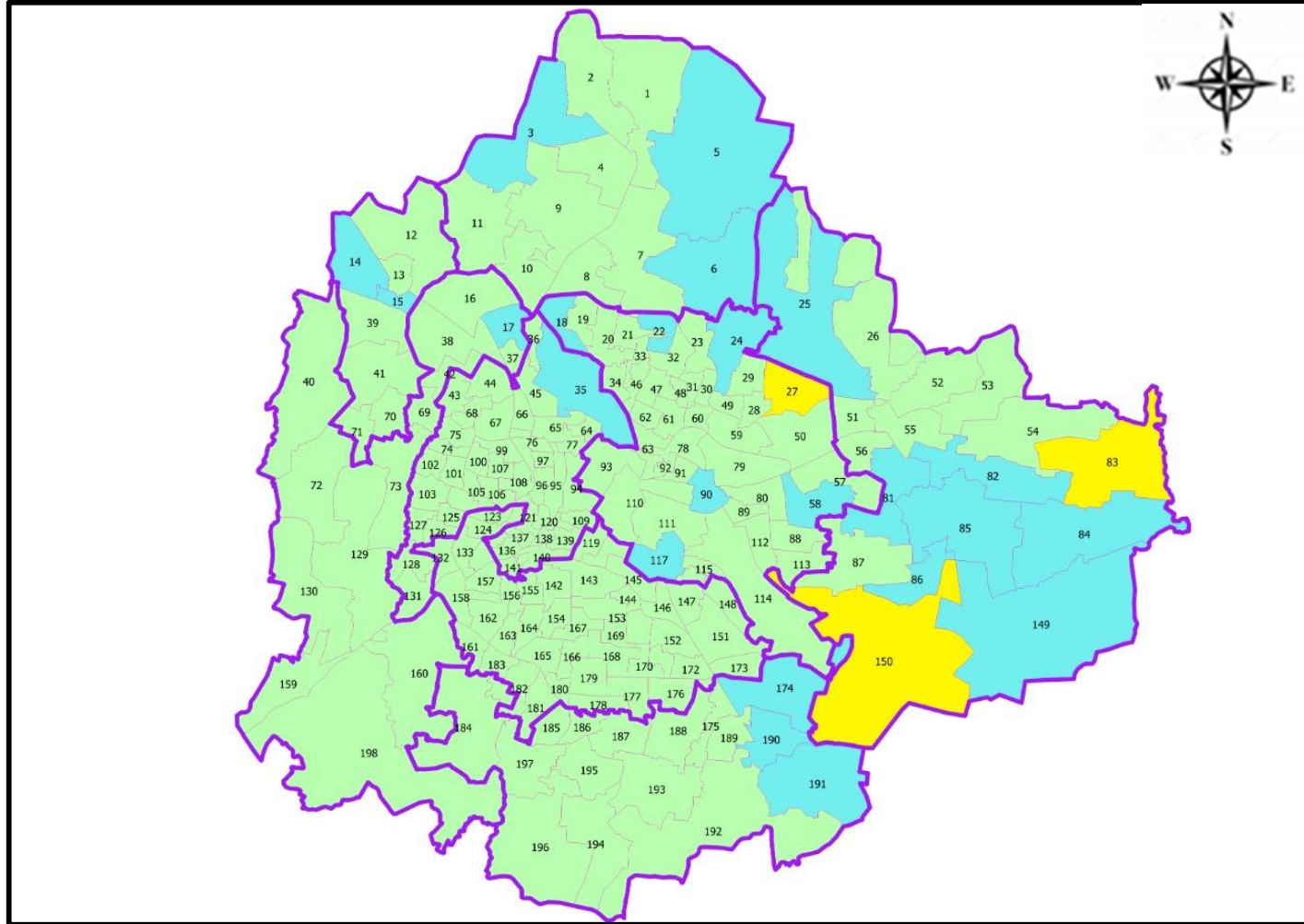
Ward No.	Ward Name	Daily Cases Average
83	Kadugodi	1
150	Bellanduru	1
27	Banasavadi	1
35	Aramane Nagar	1
90	Halsoor	1
5	Jakkuru	1
18	Radhakrishna Temple	1
58	New Tippasandra	1
82	Garudachar Palya	1
86	Marattahalli	1







## Top 10 wards reporting least number of positive cases in last 7 days

Ward No.	Ward Name	Daily Cases Average
198	Hemmigepura	0
195	Konanakunte	0
194	Gottigere	0
186	Jaraganahalli	0
185	Yelchenahalli	0
184	Uttarahalli	0
183	Chikkalsandra	0
181	Kumaraswamy Layout	0
180	Banashankari Temple Ward	0
179	Shakambari Nagar	0



# BENGALURU MAP SHOWING INTENSITY OF POSITIVE CASES IN LAST 7 DAYS



-  **Level 1 : 0 to 2 Cases**
-  **Level 2 : 2 to 5 Cases**
-  **Level 3 : 5 to 10 Cases**
-  **Level 4 : 10 to 25 Cases**
-  **Level 5 : More than 25 Cases**
-  **Zone Boundaries**

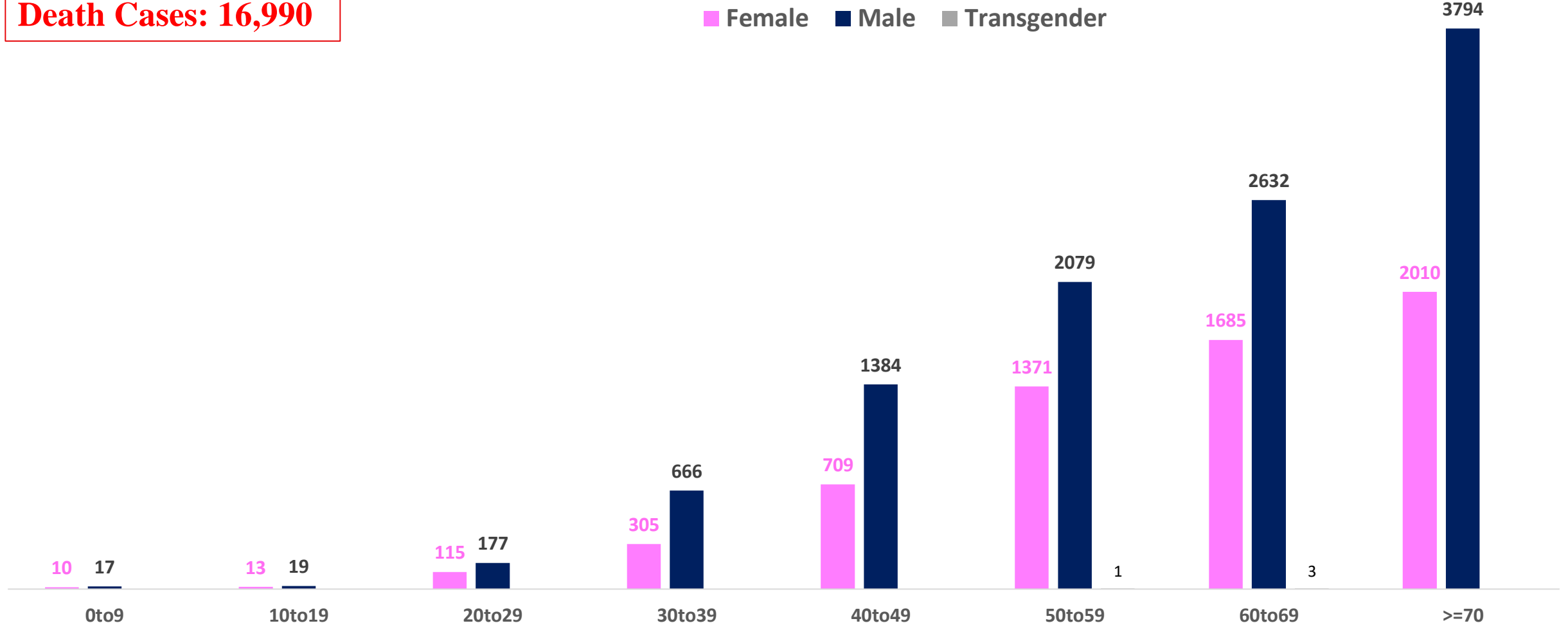




# AGE AND GENDER WISE DISTRIBUTION OF DEATH CASES



**Death Cases: 16,990**





# COVID-19 SCENARIO IN BENGALURU AND OTHER METROPOLITIAN CITIES



CITY NAME	Positive Cases	Active Cases	Recovered	Deceased	Vaccine Doses Administered
New Delhi	20,06,883	127	19,80,240	26,516	3,73,17,328
Bengaluru*	18,75,882	1,421	18,57,471	16,990	2,37,78,980
Mumbai	11,53,872	134	11,33,995	19,743	2,21,34,555
Chennai	7,93,061	71	7,83,919	9,071	1,13,96,462

Source : <https://dashboard.cowin.gov.in/> at 5:00pm (22.11.2022)  
Source : <https://www.covid19bharat.org/> at 5:00pm (22.11.2022)

\*includes BBMP & Bengaluru Urban



# SNAPSHOT OF COVID-19 CASES IN BENGALURU URBAN



**Total Wards With  
< = 5 Cases\* :  
193**

**Tests Conducted  
on 21.11.2022:  
1,148**

**Recovery  
Rate\*:  
99.02%**

**Total  
Active Cases :  
1,421**

**Total Vaccinated  
on 21.11.2022:  
283**

**Positivity  
Rate\* :  
3.15%**

**Active  
Rate\*:  
0.08%**

**Case  
Fatality Rate\* :  
0.00%**





\*Total positive cases In the past 7 days

\*CFR and positivity is for Past 7 days



ಬೃಹತ್ ಬೆಂಗಳೂರು ಮಹಾನಗರ ಪಾಲಿಕೆ  
Bruhat Bengaluru Mahanagara Palike



<b>Download BBMP Bulletin</b>	<a href="https://apps.bbmpgov.in/covid19/mediabulletin.php">https://apps.bbmpgov.in/covid19/mediabulletin.php</a>
<b>To register for vaccination :</b>	<a href="https://selfregistration.cowin.gov.in/">https://selfregistration.cowin.gov.in/</a>
<b>BBMP COVID19 Dashboard:</b>	<a href="https://apps.bbmpgov.in/covid19/">https://apps.bbmpgov.in/covid19/</a>
<b>Follow us on:</b>	 <a href="http://www.facebook.com/bbmp.comm1/">www.facebook.com/bbmp.comm1/</a>
	 <a href="https://twitter.com/BBMPCOMM">twitter.com/BBMPCOMM</a>
	  <a href="#">BBMPSplHealth</a>

Issued by:

Honorable Chief Commissioner, BBMP  
Special Commissioner Health & IT, BBMP  
MD, Bengaluru Smart City Limited

**THANK YOU !**

